

Autoclave

SAP Series

SAP are automatic pressure control autoclaves. Its advantage lies in its product line diversity and flexible options to make the right match and perfect fit for your organization.



Autoclave

SAP Series

Features

SAP Series

- Independent steam generator
- Cycle progress indicator light
- Easily accessible emergency stop button
- Special liquid program
- Emergency button
- Cylindrical chamber volume: 100, 143, 196, 350 (L)
- Square Chamber volume: 110, 260, 454, 680, 848 (L)



Autoclave

SAP Series


SAP Series External View : Loading door

SAP

A Temperature gauge of chamber



B Door handle



C It can change into square door.



Reliable Sterilization Partner

Autoclave

SAP Series

SAP Series External View : Unloading door

SAP SERIES WITH DOUBLE DOOR- SAP-400D/450D /500D /600D
SAP-S0110D/S0260D/S0454D/S0680D/S0848D

A Door handle



B It can change into square door.



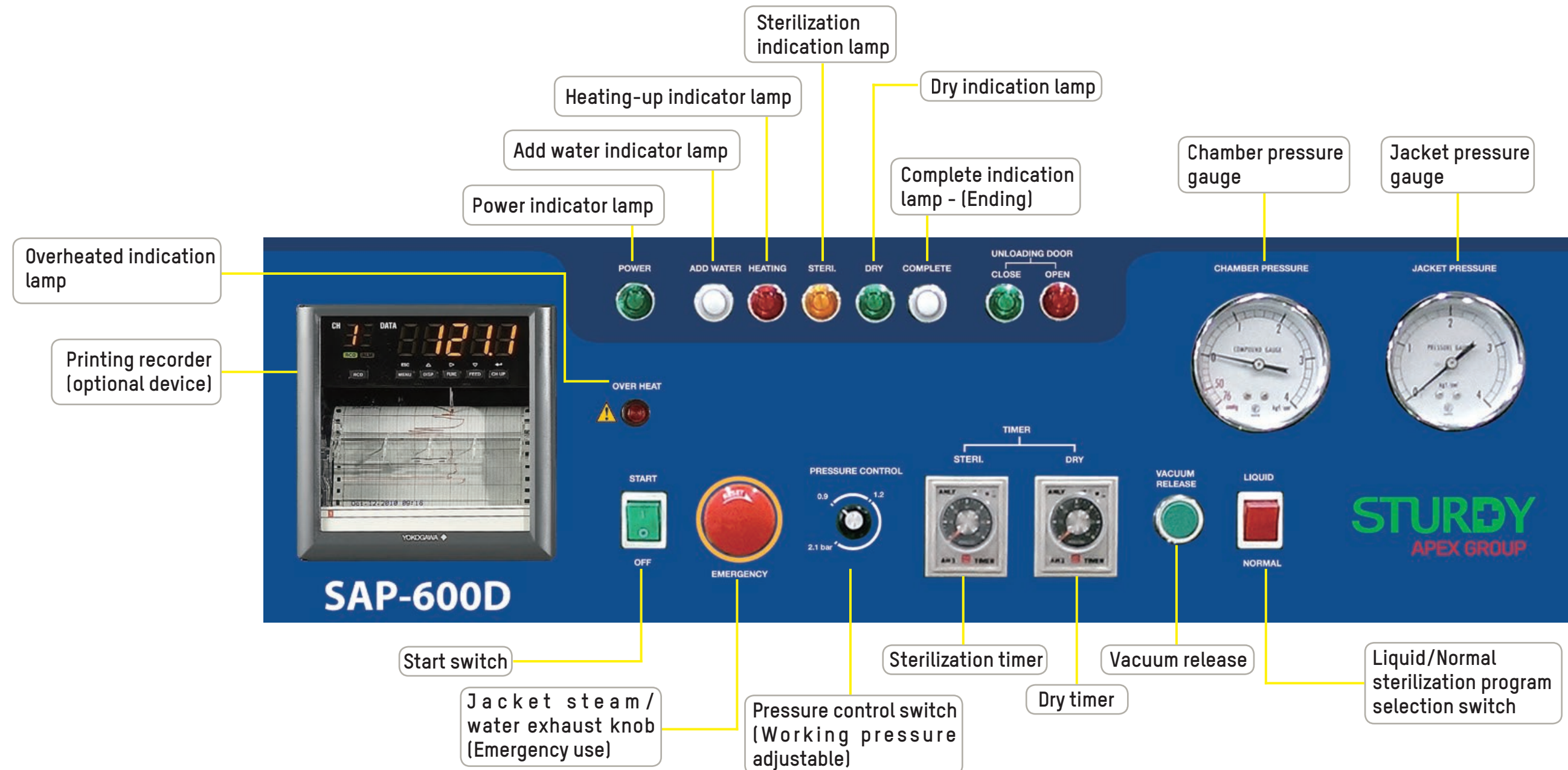
Control Panel

A

Autoclave

SAP Series

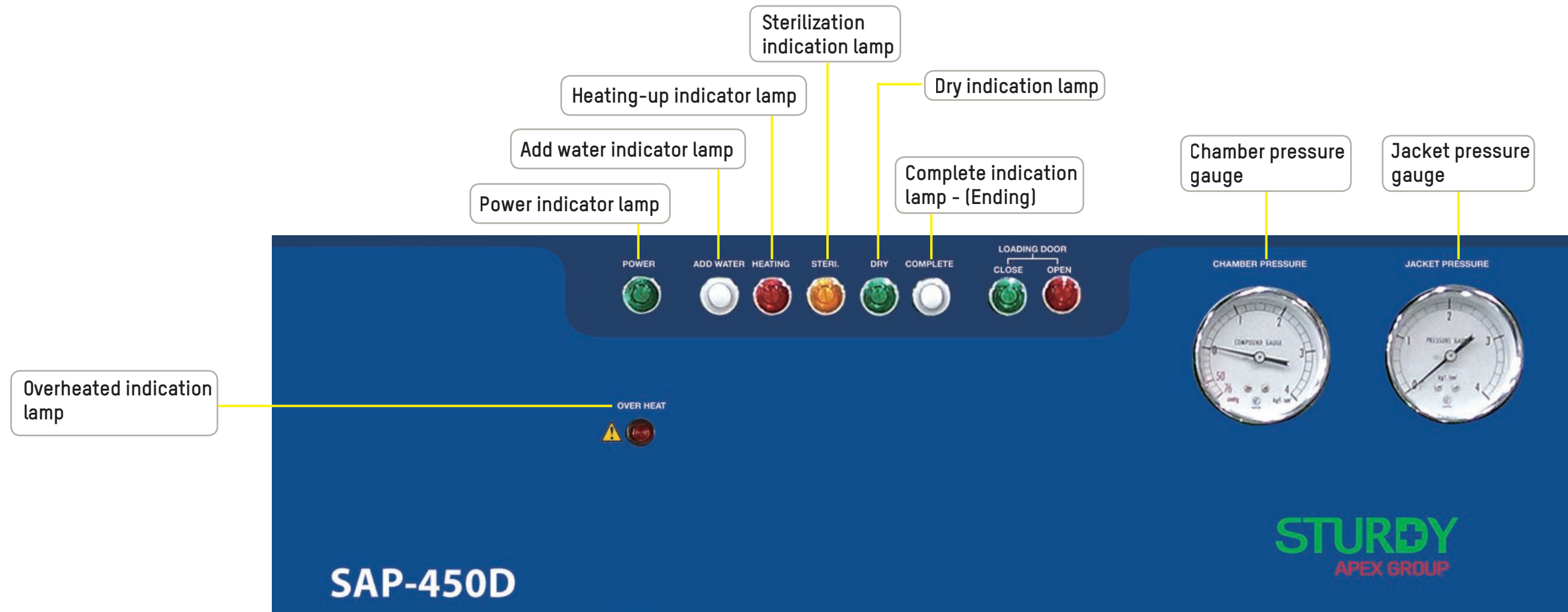
SAP Series Control Panel : Loading door



Autoclave

SAP Series

SAP Series Control Panel : Unloading door



Autoclave

SAP Series

Certifications

- ISO 13485:2016 Quality Management System - Medical Devices
- PED 2014/68/EU Pressure Equipment Directive

SAP Series

SAP Series Specifications

Autoclave

SPEC/Model NO.	SAP-400	SAP-450	SAP-500	SAP-600	SAP-S0110	SAP-S0260	SAP-S0454	SAP-S0680	SAP-S0848
Chamber Capacity (L)	100	143	196	350	110	260	454	680	848
Chamber Size Diam x Depth (mm)	400 x 800	450 x 900	500 x 1000	610 x 1200	410 x 410 x 660	510 x 510 x 1000	610 x 610 x 1220	610 x 915 x 1220	610 x 915 x 1520
Overall Dimensions W x H x D (mm)	800x1800x1150	800x1800x1250	800x1800x1350	900x1800x1550	950x1800x1350	950x1800x1450	1050x1800x1650	1740x2060x1960	1740x2100x2300
Voltage (V)	230/380(Mono/Tri phase)								
Heater (KW)	7	9	12	9	12	15 x 2	15 x 2	16 x 2	
Water Fill *					Piped				
Chamber Type	Cylindrical				Square				
Pressure Option (bar)					0.9-2.1				
Selectable Sterilization Timer					0-60 min.				
Selectable Dry Timer					0-60 min.				
Digital Printer					N/A				
6-Point Temp Sensor Recorder					0				
1-Point Temp Sensor Recorder					0				
Liquid					S				

* "Piped" - uses local water plumbing with auto-fill.

SAP Series

Autoclave

SAP Series (With Double Door) Specifications

SPEC/Model NO.	SAP-400D	SAP-450D	SAP-500D	SAP-600D	SAP-S0110D	SAP-S0260D	SAP-S0454D	SAP-S0680D	SAP-S0848D	
Chamber Capacity (L)	100	143	196	350	110	260	454	680	848	
Chamber Size Diam x Depth (mm)	400 x 800	450 x 900	500 x 1000	610 x 1200	410 x 410 x 660	510 x 510 x 1000	610 x 610 x 1220	610 x 915 x 1220	610 x 915 x 1520	
Overall Dimensions W x H x D (mm)	800x1700x1200	800x1700x1300	800x1700x1350	900x1800x1540	850x1710x1110	1025x1795x1480	1170x1850x1800	1740x2073x1810	1740x2073x2130	
Voltage (V)	230/380(Mono/Tri phase)									
Heater (KW)	7	9	12	9	12	15 x 2	15 x 2	16 x 2		
Water Fill *					Piped					
Chamber Type	Cylindrical				Square					
Pressure Option (bar)					0.9-2.1					
Selectable Sterilization Timer					0-60 min.					
Selectable Dry Timer					0-60 min.					
Digital Printer					N/A					
6-Point Temp Sensor Recorder					0					
1-Point Temp Sensor Recorder					0					
Liquid					S					

* "Piped" - uses local water plumbing with auto-fill.

Autoclave

SAP Series

SAP Series Specifications

SPEC/Model NO.	SAP-400	SAP-450	SAP-500	SAP-600	SAP-S0110	SAP-S0260	SAP-S0454	SAP-S0680	SAP-S0848
Temperature Indicator					Gauge				
Pressure Indicator * ²					Gauge				
Progress Indicator (bar or lights)					S				
Power Indicator					S				
Pressure Auto Lock					0				
Reset					S				
Standby * ³					N/A				
Program Selector					S				
Pre-Vacuum					N/A				
Post Dry Vacuum					0				
Water Pump					0				

Note: "S" - Standard configuration. "0" - Optional configuration.

*² "Gauge" - Includes both Jacket and Chamber pressure gauges.

*³ "Standby" - Allows the Big Autoclave to maintain jacket temperatures between sterilization sessions.

Other notes:

- Standard Chamber / Jacket / Door / Housing are made of Stainless Steel#304. #316 Stainless steel optionally available for Chamber / Jacket / Door.
- Heater material is Stainless Steel #316.
- Standard Accessories: Tray*1, Glass Viewer Tube * 2
- Optional Accessories: Trolley / Plate Set / Basket
- Sturdy also offers customized sizes up to 2000 L.

Reliable Sterilization Partner

SAP Series

Autoclave

SAP Series (With Double Door) Specifications

SPEC/Model NO.	SAP-400D	SAP-450D	SAP-500D	SAP-600D	SAP-S0110D	SAP-S0260D	SAP-S0454D	SAP-S0680D	SAP-S0848D
Temperature Indicator					Gauge				
Pressure Indicator * ²					Gauge				
Progress Indicator (bar or lights)					S				
Power Indicator					S				
Pressure Auto Lock					0				
Reset					S				
Standby * ³					N/A				
Program Selector					S				
Pre-Vacuum					N/A				
Post Dry Vacuum					0				
Water Pump					0				

Note: "S" - Standard configuration. "0" - Optional configuration.

*² "Gauge" - Includes both Jacket and Chamber pressure gauges.

*³ "Standby" - Allows the Big Autoclave to maintain jacket temperatures between sterilization sessions.

Other notes:

- Standard Chamber / Jacket / Door / Housing are made of Stainless Steel#304. #316 Stainless steel optionally available for Chamber / Jacket / Door.
- Heater material is Stainless Steel #316.
- Standard Accessories: Tray*1, Glass Viewer Tube * 2
- Optional Accessories: Trolley / Plate Set / Basket
- Sturdy also offers customized sizes up to 2000 L.

Reliable Sterilization Partner

Autoclave

SAP Series

Comparison Table - Floor Stand Series Feature Comparison

Model NO.	HP	SAT	SAP	Pointer-Auto	Pointer-Manual
Control System	Digital Temp. PLC Control		Mechanical Pressure Control Optional: (T) for Digital Temp. Control	Mechanical Pressure Control	
Program for selection Wrapped/Unwrapped/Liquid	Yes			N/A	
Air Removal	Vacuum Pump		Gravity		
Pre-Vacuum Function	Yes		N/A		
Post(Dry)-Vacuum Function	Yes		Optional (V)		N/A
Dry function	Yes (Auto)				Yes (Manual)
Printer & USB storage	Yes	N/A			
1-point temp. recorder	N/A	Yes	Optional (X)	N/A	
6-point temp. recorder	N/A	Optional (Y)		N/A	
Double Door	Optional (D)			N/A	
Fill water system* (Water pressure 2 bar required)	Auto			Manual Optional (B) for auto	Manual
Chamber/Jacket Pressure display	Gauge / LCD Display		Gauge		
Stand-by Switch	Yes		N/A		
Emergency/Reset Switch	Yes			N/A	
Add-Water Pump	Optional (W)			Optional (BW)	N/A
Water level Protection	Yes			Optional (L)	
Pressure door auto-lock	Yes		Optional (K)		

Option Codes (e.g. Optional (V)) listed in the table above are only reference codes used by other documentation.

Autoclave

SAP Series

Optional Codes

Option Codes (e.g. Optional (V)) listed in the table above are only reference codes used by other documentation.

- D: DOUBLE DOOR DEVICE
- K: PRESSURE DOOR AUTO-LOCK DEVICE
- T: DIGITAL DISPLAYED TEMP. CONTROLLER
- V: DRY VACUUM PUMP
- W: ADD WATER PUMP
- X: 1-POINT TEMP. RECORDER
- Y: 6-POINT TEMP. RECORDER

Autoclave

SAP Series

Accessories

A Basket



B Plate Set



C.1 Optional Trolley



D Filter



C.2 Optional Trolley

