




Operating light

STURDY
APEX GROUP


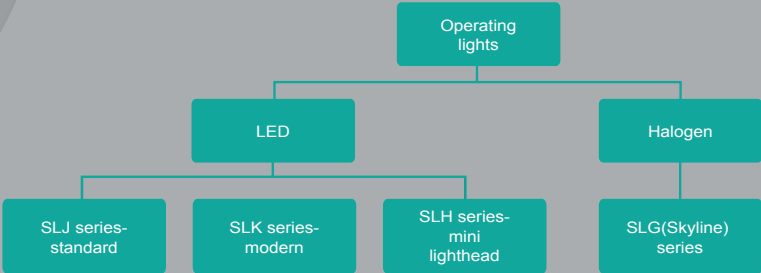


Sturdy stands by you

As a producer of high-quality medical equipment, STURDY listens and understands the needs of our customers. We focus on **QUALITY** and **FLEXIBILITY** of our products. Our quality is confirmed by certificates ISO 13485.

Our lights – no matter LED or Halogen – ensure a perfectly lit medical working environment. We provide the ceiling-mounted, wall-mounted & mobile operating lights with modular elements. All products from STURDY are made in Taiwan and set standards for this guaranteed quality. The equipments delivered by us will meet your expectations.

Our operating lights are organized as following:



Sturdy's next generation operating lights provide exciting improvements in LED technology, pioneering the way for LED proliferation in the Surgical Light market. These products use less bulbs per lighthouse (36) than many other brands by improving light focus efficiency, using precision reflection mirrors behind each bulb. Additionally, each light uses a power-saving circuit design that can distribute power more equitably and efficiently throughout all of the bulbs. In effect, LED lighting CAN save on costs compared to Halogen lighting. With the advancement of LED technology in recent years, Sturdy LED light systems can take advantage of improved Color representation (Rendering Index, Color Temperature) and Illumination, finally providing surgeons with true LED performance to live up to specifications and LED expectations.

Absolutely No Glare

Precision reflective mirroring techniques

Sturdy uses precision reflective mirroring techniques to accurately focus LED light onto the surgical theater, avoiding direct light interference with the surgeon's line of sight.

The reduction of shadow and glare are two of the outstanding advantages of Sturdy LED lighting systems.

SLJ-100C/SLJ-101C/SLJ-111C/SLJ-100M/SLJ-100W

Features:

- Internationally patented high efficiency reflecting LED - No Glare.
- High Color Rendering Index.
- Color temperature is optimized at 4300°K (3800°K optional) to ensure optimal clarity in the operating field.
- Adjustable Microsurgery lighting mode.
- Dual control standard - remote control and lighthouse control panel. (SLJ Series)
- True environment friendly "Green" lighting. SLJ, SLK Series delivers 160,000. Lux at a maximum of 36W.
- Focal lengths from 60-180 cm.
- Universal medical grade power supply.
- Smooth easy-to-clean non-aging aluminum lighthouse cover.
- Polycarbonate lens cover has embedded 4,760 convex lens in SLJ, SLK Series.
- Optional UPS, Video Camera and Monitor systems

Model	SLJ-100C	SLJ-101C	SLJ-111C	SLJ-100M	SLJ-100W
Lighthouse	1	2	3	1	1



SLJ-100C (Single lighthouse)
Ceiling mounted
Optional UPS: SLJ-100CB



SLJ-100W (Single lighthouse)
Wall mounted
Optional UPS: SLJ-100WB



SLJ-101C (Dual lighthouse)
Ceiling mounted
Optional UPS: SLJ-101CB



SLJ-100M (Single lighthouse)
Mobile
Optional UPS: SLJ-100MB



SLJ-111C (Triple lighthouse)
Ceiling mounted
Optional UPS: SLJ-111CB

SLK series - Modern

Model	SLK-100C	SLK-101C	SLK-111C
Lighthouse	1	2	3

Cooled specification chart	SLK & SLJ
Lighthouse diameter	62 cm
Articulation radius	170 / 183 / 198 cm
Lighthouse adjustment	105 cm
Illumination mode	Reflection LED
Central illuminance / 1M / Lighthouse	0-160,000 Lux
MIS (ENDO Light)	0-28,000 Lux
Color temperature	4300°K ± 300
Color rendering index	92 ± 4
Focusable lighthouse height	60 cm ~ 180 cm
Depth of light	60 cm
Depth of illumination (L1+L2)	110 cm
Light field diameter	15 ~ 27 cm
LED Quantity bulbs / lighthouse	36 bulbs
LED bulb life	50,000 hrs
Heat to light ratio	2.6 mw / m ² Lux
Maximum power	36 W at 160,000 Lux/ 1 m
Power supply	AC 100-240V

SLK-100C (Single lighthouse)
Ceiling Mounted
Optional UPS: SLK-100CB



SLK-101C (Dual lighthouse)
Ceiling Mounted
Optional UPS: SLK-101CB



SLK-111C (Triple lighthouse)
Ceiling Mounted
Optional UPS: SLK-111CB



UPS for SLJ & SLK Series:



For Dual Lighthouse



For Single Lighthouse

- Under full battery, this UPS system can provide 5 hrs power continuously at the intensity 80%. (Intensity at 60% will be around 100, 000Lux)
- Wall mounted type.
- When AC power shut down, it will switch to battery operation automatically. And it will auto stop when battery full charged.
- For Dual lighthouse, power is DC 24V, battery spec. : 12V7.2AH * 4 ea.
- For Single lighthouse, power is DC 24V, battery spec. : 12V7.2AH * 2 ea.

SLH-100C/SLH-101C/SLH-100W/SLH-100M

Features:

- Smaller lighthoods for space-limited applications.
- Internationally patented high efficiency reflecting LED - No Glare.
- High Color Rendering Index
- Color temperature is optimized at 4300°K (3800°K optional) to ensure optimal clarity in the operating field.
- SLH Series delivers 70,000 Lux at 18W.
- Focal lengths from 60-180 cm
- Universal medical grade power supply
- Smooth easy-to-clean non-aging aluminum lighthead cover
- Polycarbonate lens cover has embedded 1,600 convex lens in SLH Series.
- Optional UPS, Video Camera and Monitor systems

Model	SLH-100C	SLH-101C	SLH-100W	SLH-100M
Lighthead	1	2		1



SLH-100C (Single lighthead)
Ceiling mounted
Optional UPS: SLH-100CB



SLH-100W (Single lighthead)
Wall mounted
Optional UPS: SLH-100WB

SLH series - mini lighthead

Cooled specification chart	SLH
Lighthead diameter	30 cm
Articulation radius	163 cm
Lighthead adjustment	105 cm
Illumination mode	Reflection LED
Central illuminance / 1M / Lighthead	0-70,000 Lux
MIS (ENDO Light)	N/A
Color temperature	4300°K ± 300
Color rendering index	92 ± 4
Focusable lighthead height	50 cm ~ 180 cm
Depth of light	80 cm
Depth of illumination (L1+L2)	130 cm
Light field diameter	12 ~ 20 cm
LED Quantity bulbs / lighthead	7 bulbs
LED bulb life	50,000 hrs
Heat to light ratio	2.6 mw / m2 Lux
Maximum power	18 W at 70,000 Lux / 1 m
Power supply	AC 100 -240V



SLH-101C (Dual lighthoods)
Ceiling mounted
Optional UPS: SLH-101CB



SLH-100M (Single lighthead)
Wall mounted
Optional UPS: SLH-100MB

Halogen - Skyline series

Sturdy introduces its halogen surgical light systems, which are time-tested, certified products with proven precision light focus and color rendering capabilities.

SLG-100C/SLG-101C/SLG-111C/SLG-100M/SLG-100W**Features:**

- Single/Dual/Triple lighthouse configurations.
- Maneuverable, steady-motion, light-weight lighthouse.
- Full reflection polygon reflector installed with A-Class heating filter glass to reduce temperature and stabilize color temperature.
- Natural light color temperatures of 4300°K ± 200°K.
- Dual control standard - remote control and lighthouse control panel
- Adjustable illumination from 0 to 100%
- Bulb failure auto-switchover - One main light bulb and two backup light bulbs in each lighthouse.
- Audible beep-alarm upon main-bulb failure and switchover - alarm can be muted.
- Most recent light/illumination settings are preserved in memory for next session/operation.
- Sterile handle can be easily removed for sterilization and re-use.
- Optional accessories: UPS System (SLG-100C, SLG-101C, SLG-100M, SLG-100W) and Video Camera systems (SLG-100C, SLG-101C).
- Lens cover contains 4,760 individual convex lens providing perfect focus and softening of light intensity.

Model	SLG-100C	SLG-101C	SLG-111C	SLG-100M	SLG-100W
Lighthouse	1	2	3	1	1
Lighthouse diameter	62 cm				
Reflector	Polygon reflector				
Color temperature	4000°K ± 200 (3800°K optional)				
Intensity @1 M	120,000 Lux / each lighthouse (3800°K: 140,000 Lux)				
Color rendering index (Ra)	94 ± 2				
Focus range	60 cm ~ 180 cm				
Focus depth	70 cm				
Lighthouse height adjustment	105 cm				
Swivel radius	170 cm	183 cm	183 cm	Mobile	198 cm
Bulb specification	24V / 150W				
Bulb per lighthouse	Main *1, auxiliary *2				
Input voltage	AC 100 ~ 240V				
Optional UPS system	SLG-100CB	SLG-101CB	N/A	SLG-100MB	SLG-100WB

SLG-100C (Single lighthouse)
Ceiling mounted
Optional UPS: SLG-100CB



SLG-100W (Single lighthouse)
Wall mounted
Optional UPS: SLG-100WB



SLG-101C (Dual lighthouse)
Ceiling mounted
Optional UPS: SLG-101CB



SLG-111C (Triple lighthouse)
Ceiling mounted



SLG-100M (Single lighthouse)
Mobile
Optional UPS: SLG-100MB

STURDY
APEX GROUP

STURDY INDUSTRIAL CO., LTD.

168, Sec. 1, Zhongxing Road, Wugu District,
New Taipei City 24872, Taiwan

Tel: 886-2-2981-5245

Fax: 886-2-2984-8208(Office)

Email: foreign@sturdy.com.tw

www.sturdy.com.tw

